

Project **1**


Badges



- -
 -
 -
 -
 -
 -
 -
 -
- Colors

1st
step

Create your badges on a magnet or a hair clip. You can pin it to your backpack, pencil case, jacket, and basically anywhere you want.



5
Project


Bookmarks




Colors

1st
step


Make your parents or friends happy by creating a bookmark for them. As usual, just trace the shapes, fill them and wait for the material to cool down.



Butterfly




Sun



Bird



Heart



Cloud

9
Project

Butterfly



Colors

1st
step

Trace the wings and the body of the butterfly. The colors you use are up to you, there are no limits to your imagination.



2nd
step

When you have all 3 parts, attach the body to the wings with hot plastic and put a string through the holes in the wings.

